




**RIVERTON**  
EDUCATION SUPPORT CENTRE  
INDEPENDENT PUBLIC SCHOOL

## Annual Report 2024

### Riverton Education Support Centre





## CONTENTS

School Overview Page 3

Yearbook snapshot 4, 5

Student Numbers and Characteristics Page 6

Workforce Composition Page 7

Student Attendance Data Page 8

Destination Data Page 9


Student SEN Analysis 10,11

Financial Information Page 12,13

School contact details 14



## SCHOOL OVERVIEW



Riverton is a residential suburb 21 kms from Perth City and 15 kms from Fremantle. It is on the eastern boundary of Fremantle / Peel Education District.

Riverton Education Support Centre is an Independent Public School established on the Riverton Primary School site in 2003. The Centre has its own Principal, Deputy Principal, Teachers, Education Assistants and Managers' Corporate Services. The centre shares the facilities with Riverton Primary School. The Centre currently has 46 students enrolled. Riverton ESC caters for students ranging from Kindergarten to Year 6 who have a diagnosed disability meeting eligibility in accordance with Department of Education processes and criteria.

The Primary School and the Education Support Centre both fall under Riverton Primary Campus. Riverton Campus is an inclusive environment where all staff members work together to provide an inclusive environment for all students.

We currently cater for students in five classes with specialist staff delivering quality programs across the learning areas. Each student has an Individual Education Plan developed in collaboration with the students' parents and key stakeholders. The level of staffing in the classrooms is dependent upon students' individual needs.

Our School Values provide a strong foundation for building social responsibility and a sense of belonging through collaboration between student, family, school, and the wider community. The ethos of our school is embedded in our values of Inclusion, Innovation, Excellence, Collaboration and Positivity.



## YEAR BOOK SNAPSHOT







## AWCHWA Kindy Incursion



## INTEGRATION



## Sports Extravaganza!



## STUDENT NUMBERS AND CHARACTERISTICS

### Student Numbers (as at 2024 Semester 2)

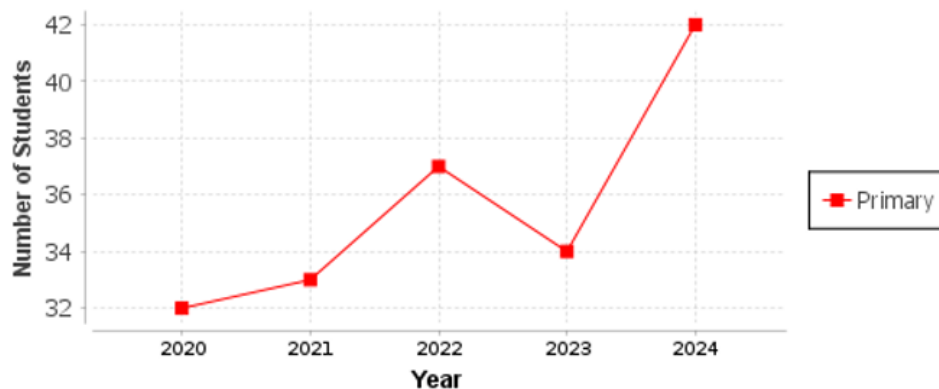
Primary	Kin	PPR	Y01	Y02	Y03	Y04	Y05	Y06	Total
Full Time	(2)	8	2	8	7	3	7	7	44
Part Time	3								

Note: The Kin Full Time student figure represents the Full Time Equivalent of the Part Time students

	Kin	PPR	Pri	Sec	Total
Male	2	5	29		36
Female	1	3	5		9
Total	3	8	34		45

	Kin	PPR	Pri	Sec	Total
Aboriginal	1				1
Non-Aboriginal	2	8	34		44
Total	3	8	34		45

### Semester 2 Student Numbers



## ANALYSIS AND OBSERVATIONS

Due to the uniqueness of the Campus in prioritising integration, students attending Riverton ESC reflect a parental demand from across a large intake area. The Centre continues to reflect a significant predominance of male enrolments. Students in the Centre have a range of eligibility diagnosis including primary diagnosis of Intellectual Disability, Physical Disability, Autism Spectrum Disorder, Deaf (Hard of Hearing).

### 2024 Considerations

- Maintain enrolment records of students who were declined due to capacity limitations, in the event that a placement becomes available



## WORKFORCE COMPOSITION

### Staff Numbers

	No	FTE	AB'L
<b>Administration Staff</b>			
Principals	1	1.0	0
Associate / Deputy / Vice Principals	1	0.6	0
Total Administration Staff	2	1.6	0
<b>Teaching Staff</b>			
Other Teaching Staff	8	6.4	0
Total Teaching Staff	8	6.4	0
<b>School Support Staff</b>			
Clerical / Administrative	3	1.6	0
Other Allied Professionals	24	18.6	0
Total School Support Staff	27	20.2	0
<b>Total</b>	<b>37</b>	<b>28.2</b>	<b>0</b>

All teaching staff meet the professional requirements to teach in Western Australian public schools and can be found on the public register of teachers of the Teacher Registration Board of Western Australia.

## STUDENT ATTENDANCE

### Attendance % - Primary Year Levels

	PPR	Y01	Y02	Y03	Y04	Y05	Y06
2022	90%	91%	91%	96%	93%	92%	96%
2023	94%	91%	87%	96%	95%	95%	82%
2024	94%	87%	91%	89%	94%	95%	94%
WA Public Schools 2024	89%	89%	90%	90%	90%	89%	89%

## STUDENT DESTINATION DATA

Secondary School	Number
Cannington Community College ESC	2
Leeming Senior High School ESC	4
Rossmoyne Senior High School	1



## STUDENT SEN ANALYSIS

### Kindergarten

Learning Areas	Content Descriptors / Objectives			
	Total Number	Resulted	Achieved	% Achieved
5	10	10	1	10.00
5	10	10	7	70.00
5	10	10	4	40.00

### Pre Primary

Learning Areas	Total Number	Resulted	Achieved	% Achieved	Total Number	Achieved	% Achieved
10	21	21	0	0.00	22	0	0.00
10	21	21	7	33.33	22	4	18.18
10	21	21	12	57.14	22	6	27.27
10	18	18	10	55.56	21	11	52.38
10	19	19	10	52.63	22	10	45.45
10	21	21	20	95.24	22	6	27.27
10	21	21	10	47.62	21	5	23.81
10	21	21	13	61.90	22	3	13.64

### Year 1

Learning Areas	Content Descriptors / Objectives				Goals		
	Total Number	Resulted	Achieved	% Achieved	Total Number	Achieved	% Achieved
10	20	20	12	60.00	21	14	66.67
10	0	0	0		0	0	
10	20	20	8	40.00	22	5	22.73
10	8	8	5	62.50	10	4	40.00

### Year 2

Learning Areas	Content Descriptors / Objectives				Goals		
	Total Number	Resulted	Achieved	% Achieved	Total Number	Achieved	% Achieved
10	22	22	18	81.82	24	20	83.33
10	21	21	11	52.38	23	13	56.52
10	19	19	6	31.58	22	8	36.36
10	19	19	7	36.84	22	7	31.82
10	22	22	17	77.27	24	19	79.17
10	19	19	9	47.37	22	9	40.91
10	19	19	12	63.16	22	9	40.91
10	22	22	13	59.09	24	15	62.50





## STUDENT SEN ANALYSIS

### Year 3

Learning Areas	Content Descriptors / Objectives				Goals		
	Total Number	Resulted	Achieved	% Achieved	Total Number	Achieved	% Achieved
10	21	21	10	47.62	23	11	47.83
10	18	18	8	44.44	22	10	45.45
10	22	22	14	63.64	24	14	58.33
10	21	21	10	47.62	23	12	52.17
10	18	18	10	55.56	22	12	54.55
10	22	22	17	77.27	24	19	79.17
10	22	22	13	59.09	24	15	62.50

### Year 4

Learning Areas	Content Descriptors / Objectives				Goals		
	Total Number	Resulted	Achieved	% Achieved	Total Number	Achieved	% Achieved
10	18	18	6	33.33	22	6	27.27
10	16	16	3	18.75	20	3	15.00
10	18	18	13	72.22	22	15	68.18

### Year 5

Learning Areas	Content Descriptors / Objectives				Goals		
	Total Number	Resulted	Achieved	% Achieved	Total Number	Achieved	% Achieved
10	18	18	10	55.56	22	14	63.64
10	13	13	8	61.54	17	10	58.82
10	18	18	10	55.56	22	10	45.45
10	18	18	14	77.78	22	18	81.82
10	18	18	11	61.11	22	15	68.18
10	17	17	6	35.29	21	6	28.57
10	18	18	8	44.44	21	7	33.33

### Year 6

Learning Areas	Content Descriptors / Objectives				Goals		
	Total Number	Resulted	Achieved	% Achieved	Total Number	Achieved	% Achieved
10	18	18	4	22.22	22	4	18.18
10	18	18	6	33.33	22	7	31.82
10	18	18	1	5.56	22	1	4.55
10	18	18	13	72.22	22	17	77.27
10	18	18	10	55.56	22	11	50.00
10	18	17	8	44.44	22	10	45.45
10	18	18	9	50.00	22	11	50.00

Please note SEN Analysis **only** reflects goals achieved fully, not partially or substantially.

### Content Descriptor Assessment

The Western Australian curriculum provides a coherent and comprehensive set of prescribed content and achievement standards which schools will use to plan student learning programs, assess student progress and report to parents.

Content descriptors from the Western Australian Curriculum will be assessed by the teacher using the following criteria:

<b>Not Achieved</b>	The student has not achieved this content descriptor. The achievement of goals linked to this content descriptor are in progress.
<b>Partially Achieved</b>	The student has achieved some aspects of this content descriptor. Some of the goals linked to this content descriptor have been achieved and some are in progress.
<b>Substantially Achieved</b>	The student has achieved substantial aspects of this content descriptor. Most goals linked to this content descriptor have been achieved and additional goals may be set for the following reporting period.
<b>Achieved</b>	The student has achieved this content descriptor. Most or all of the goals linked to this content descriptor have been achieved.



## FINANCIAL SUMMARY

ONE LINE BUDGET - Dec 2024 ( Verified Dec Cash)		
	Current Budget (\$)	Actual YTD (\$)
Carry Forward (Cash):	23,868	23,868
Carry Forward (Salary):	45,026	45,026

### INCOME

Student-Centred Funding (including Transfers & Adjustments):	2,825,341	2,825,341
Locally Raised Funds:	37,572	29,584
<b>Total Funds:</b>	<b>2,931,807</b>	<b>2,923,819</b>

### EXPENDITURE

Salaries:	2,681,187	2,681,187
Goods and Services (Cash):	152,955	166,165
<b>Total Expenditure:</b>	<b>2,834,142</b>	<b>2,847,352</b>

<b>VARIANCE:</b>	<b>97,665</b>	<b>76,467</b>
------------------	---------------	---------------

INCOME - Dec 2024 ( Verified Dec Cash)		
	Current Budget (\$)	Actual YTD (\$)
Carry Forward (Cash)	23,868	23,868
Carry Forward (Salary)	45,026	45,026

### STUDENT-CENTRED FUNDING

Per Student	388,850	388,850
School and Student Characteristics	2,184,177	2,184,177
Disability Adjustments	170,598	170,598
Targeted Initiatives	85,068	85,068
Operational Response Allocation	15,355	15,355
<b>Total Funds:</b>	<b>2,844,048</b>	<b>2,844,048</b>

### TRANSFERS AND ADJUSTMENTS

Regional Allocation	0	0
School Transfers – Salary	(143,995)	(143,995)
School Transfers - Cash	125,289	125,289
Department Adjustments	0	0
<b>Total Funds:</b>	<b>(18,706)</b>	<b>(18,706)</b>

### LOCALLY RAISED FUNDS (REVENUE)

Voluntary Contributions	2,940	1,961
Charges and Fees	17,020	9,074
Fees from Facilities Hire	0	0
Fundraising/Donations/Sponsorships	210	210
Commonwealth Govt Revenues	0	0
Other State Govt/Local Govt Revenues	0	0
Revenue from CO, Regional Office and Other scho	0	0
Other Revenues	1,400	2,338
Transfer from Reserve or DGR	16,002	16,002
Residential Accommodation	0	0
Farm Revenue (Ag and Farm Schools only)	0	0
Camp School Fees (Camp Schools only)	0	0
<b>Total Funds:</b>	<b>37,572</b>	<b>29,585</b>

<b>TOTAL</b>	<b>2,931,808</b>	<b>2,923,821</b>
--------------	------------------	------------------



## FINANCIAL SUMMARY

	Current Budget (\$)	Actual YTD (\$)
<b>SALARIES</b>		
Appointed Staff	2,332,177	2,332,177
New Appointments	0	0
Casual Payments	344,917	344,917
Other Salary Expenditure	4,093	4,093
<b>Total Funds:</b>	<b>2,681,187</b>	<b>2,681,187</b>
<b>GOODS AND SERVICES (CASH EXPENDITURE)</b>		
Administration	13,900	17,990
Lease Payments	0	0
Utilities, Facilities and Maintenance	33,100	33,419
Buildings, Property and Equipment	13,000	13,137
Curriculum and Student Services	77,950	82,753
Professional Development	15,000	18,862
Transfer to Reserve	0	0
Other Expenditure	5	5
Payment to CO, Regional Office and Other schools	0	0
Residential Operations	0	0
Residential Boarding Fees to CO (Ag Colleges only)	0	0
Farm Operations (Ag and Farm Schools only)	0	0
Farm Revenue to CO (Ag and Farm Schools only)	0	0
Camp School Fees to CO (Camp Schools only)	0	0
<b>Total Funds:</b>	<b>152,955</b>	<b>166,166</b>
<b>TOTAL</b>	<b>2,834,142</b>	<b>2,847,353</b>





**RIVERTON**  
EDUCATION SUPPORT CENTRE  
INDEPENDENT PUBLIC SCHOOL



# RIVERTON EDUCATION SUPPORT CENTRE

INDEPENDENT PUBLIC SCHOOL

255 Corinthian Road East, Riverton Western Australia 6148

 **9237 2777** [Riverton.ESC@education.wa.edu.au](mailto:Riverton.ESC@education.wa.edu.au)